

FEATURES & SPECIFICATIONS

LumiDas-SL 140W replaces conventional Metal Halide, Sodium and Mercury vapor lamps for industrial facilities such as factory, distribution center and warehouse. The MOSFIC(Modular Stacked Fins Cooling System with Epoxy Junction) heat sink system is a unique technology to increase the emission of heat and to decrease the weight of products. This effective heat systems which make easy to dissipate the heat outside guarantee outstanding reliability, color consistence and lumen maintenance.

Construction

Powder coated SPCC Secondary Reflector(Optional)
 Aluminum Die casting Body and MOSFIC
 Powder coated SPCC Junction Box
 SUS Carabiner and Chain
 3.2T Tempered Glass
 Weight : 5Kg(11lb)

Performance

Lumen Output : 14,000lm
 Efficacy : 100lm/W
 CRI : 80+

Electrical

Integral, High Efficiency Driver.
 Input Voltage (200-277V, 50/60Hz)
 Power Factor: >0.9
 Surge Protection : 10kV

Environmental

IP65 : Optics and LED Driver
 Operating Temperature : -25°C to 50°C(-25°F to 122 °F)
 Operation Humidity : 5 to 95%

Listing

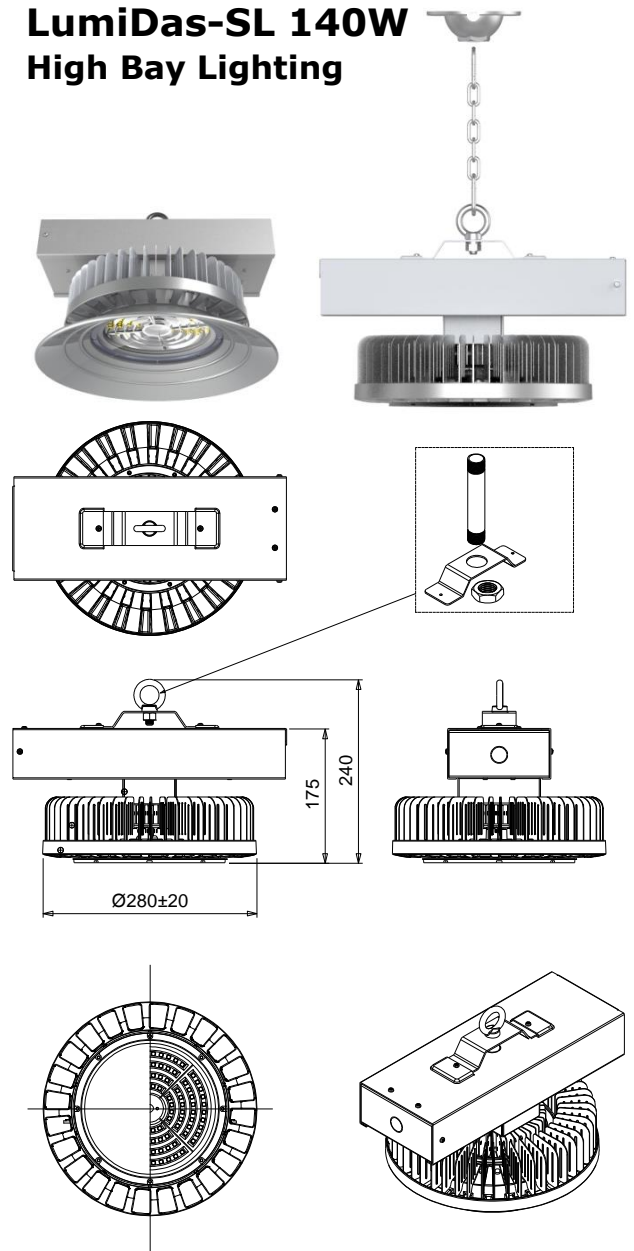
UL(cUL) Listed
 FCC
 DesignLights Consortium



Warranty

5 YEARS limited warranty.
 Minimum 50,000 hours lifetime

LumiDas-SL 140W High Bay Lighting



All dimensions are millimeters
 Unless otherwise indicated

ORDERING INFORMATION

Example: SL140N-KM-PFB(DD)

Model Name	Power Consumption	Input Voltage	Installation	CCT	Option Optic - S
SL Super	140N 140W	KM (200/277V)	PFB Pendant type	D : 5,000K	W 60° : Wide Reflector
HighBay LED Light			Fixed Type Built-in Type		D 95° : Diffused

Lead times will vary depending on order volumes and options selected. Consult with your sales representative.

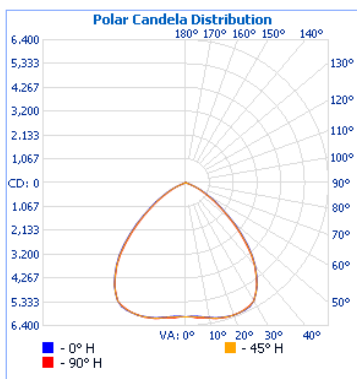
LumiDas-SL 140W

High Bay Lighting

PHOTOMETRICS

SL140-KM-PFB(DD), 14,000 delivered lumens, tested by Dongbu Lightec Lab, tested in accordance to IESNA LM-79

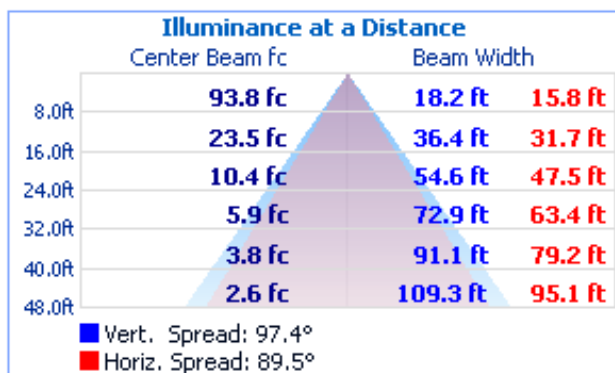
POLAR GRAPH



LUMENS PER ZONE

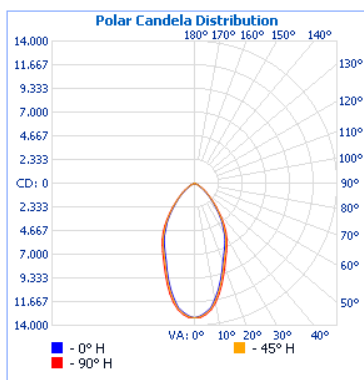
Zone	Lumens	% Total
0-10	579.5	4.1%
10-20	1,772.2	12.6%
20-30	2,889.7	20.6%
30-40	3,451.6	24.6%
40-50	2,953.5	21.0%
50-60	1,705.0	12.1%
60-70	634.2	4.5%
70-80	48.1	0.3%
80-90	6.4	0.0%

CONE DIAGRAM at 48 Ft



SL140-KM-PFB(DW), 14,000 delivered lumens, tested by Dongbu Lightec Lab, tested in accordance to IESNA LM-79

POLAR GRAPH



LUMENS PER ZONE

Zone	Lumens	% Total
0-10	1,192.2	8.7%
10-20	2,808.9	20.6%
20-30	3,312.7	24.3%
30-40	3,035.2	22.2%
40-50	1,967.6	14.4%
50-60	984.3	7.2%
60-70	320.6	2.3%
70-80	25.6	0.2%
80-90	5.8	0.0%

CONE DIAGRAM at 48 Ft

